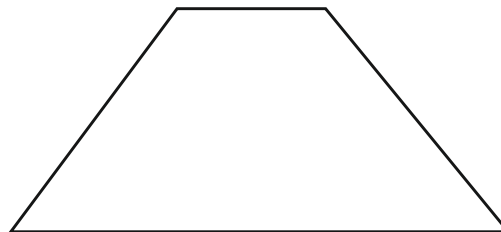
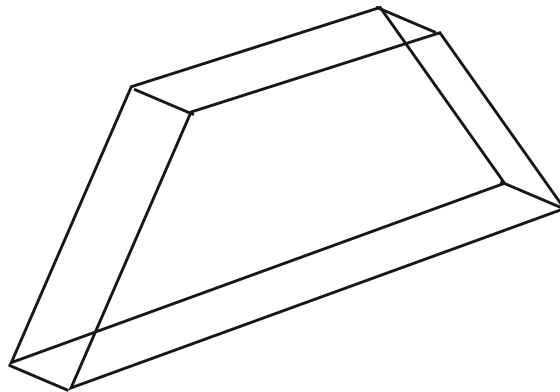


# SAM

## SEAM AUTOMATIC MOTION



# SYNCHROMATIC OVERLOCK WITH SAM

## Why Overlock?

Advantage 1: If you sew with a chain stitch instead of a lockstitch, you know that you can sew with the yarn almost endlessly, without changing the reels.

With the sewing heads listed here, we have tried on all models to always be the pioneer in the market with the largest possible reels.

Unbeatable is the sewing without a spool, which concerns the “Keder” manufacturing. This machine can only be used for sewing SEG “Keder”. Sewing seams or sewing ribbons is possible only with lockstitch machines.

Advantage 2: The special overlock technique without side knife allows the absorption of the welt and the wrapping of the fabric edge and the edge with an overlock seam, so that the seam edge always looks perfect.


5.NA2510.2N4 2,5m wide version SYNCHROMATIC with overedge only/with Keder application cpl.

5.NA4070.2N4 4M SYNCHROMATIC with overedge only/with Keder application cpl.

5.NA4010.2N4 4M SYNCHROMATIC

5.ATAS.19

5.TTFeed



# SYNCHROMATIC OVERLOCK WITH SAM



# SYNCHROMATIC LOCKSTITCH WITH SAM

Created to reach autonomous sewing. SAM is the next step.  
Also on machines with double Lockstitch like

WERKMEISTER 2 needle machines or

Dürkopp Adler 8-series

- just place the material to be sewn on the conveyor
- feed easily into the sewing tool e.g. to sew SEG “Keder”
- start the “kick pedal” – unique only by Impulsa
- SAM is landing on the material – starting and guiding continuous sewing
- you may use SAM with or without ATAS
- machine detects material end and does all operations until automatic thread trimming
- SAM is taking off

In 2019 we are near to autonomous sewing.

**SAM free hand sewing on each Synchronomatic to order:**

Art.no.	Equipment
5.TTFEED	SAM complete set to add on each synchronomatic